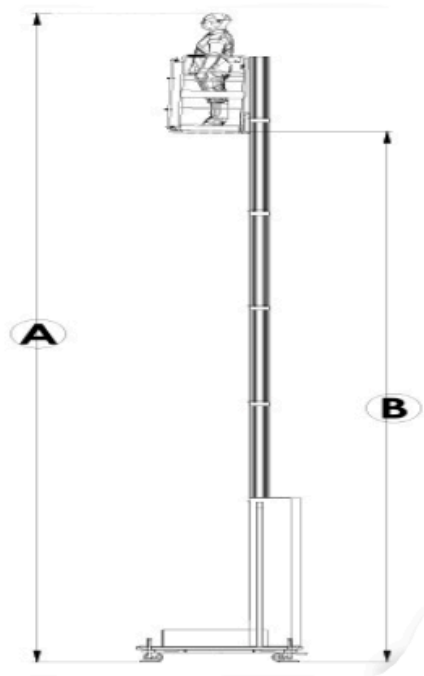


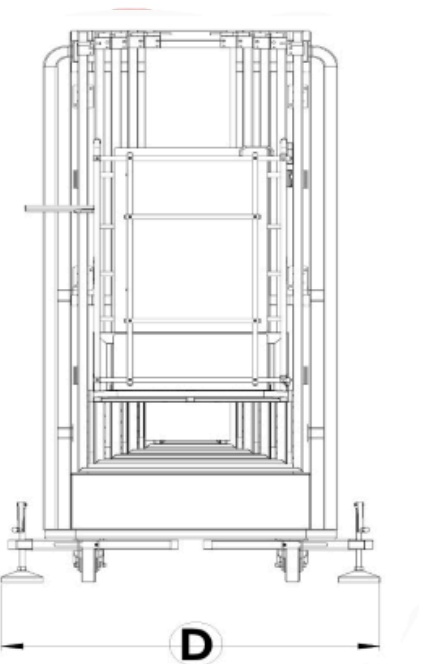


Safe Climbing & Easy Working

TORNA SPECIFICATION

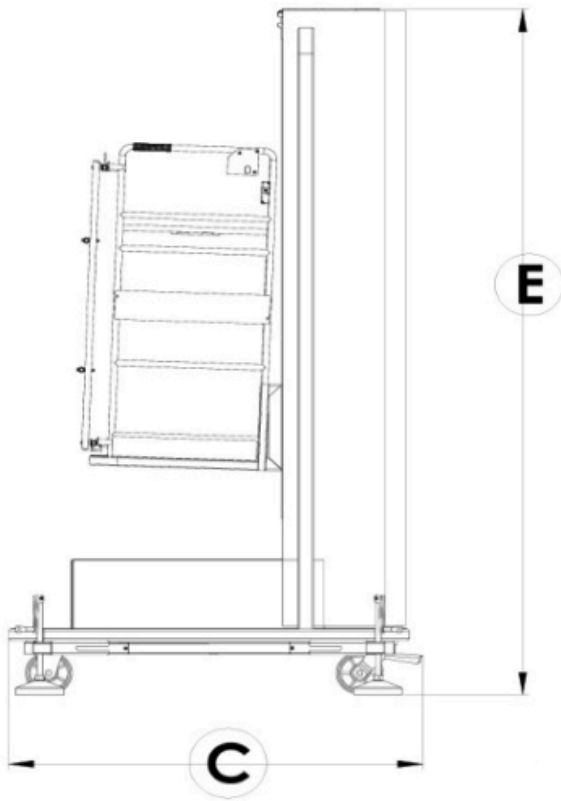


SIZE	
Max. Working Height 'A'	11 feet
Max. Platform Height 'B'	5 feet
Overall Length 'C'	2.6 feet
Overall width 'D'	2.3 feet
Overall Height 'E'	3.8 feet
Platform Size	450 X 400mm
Ground Clearance	45 mm
Wheels	50x24mm



OPERATING SYSTEM	
Operating mechanism	Wireless Remote & Pendant

PERFORMANCE	
Self weight	50 KG
Weight carrying capacity	100KG
Max. Occupants(Indoor/Outdoor)	1 Person
Number of cycles on single charge	100+



PRODUCT WARRANTY	
product warranty	1 year
Tested cycles	min 5000
Motor warranty	1 year
Battery warranty	3 years

SAFTEY FEATURES
sensor integrated Gate
Shock resistance rubber mate
locking caster wheels
level pads
Top & bottom position auto stop system
LED light for working in dark areas
EXTRA FEATURES
Utility tray (Capacity 5 kg)
Laser pointer for positioning
Tool bag for small tools
Spirit level for surface leveling
Battery level indication display (SOC)
Addition wired pendant
Wireless remote
Lithium ion battery